



# Large Part Orientor / Feeder



F4466 w/ Pan Feeder Hopper  
Feeds 20" bars from random dunnage



## **FEATURES :**

- Minimum Footprint
- Quiet Operation
- Feeds wide range of part sizes
- Standard or custom quick changeover tooling
- Integrates with intelligent bulk part supplies to minimize handling
- Integrates with automation for part orientation and machine tending
- Integrates with in line inspection systems.

## **BENEFITS:**

- Robust, long lasting, simple design
- Accommodates large families of parts
- Resistant to wear and prolonged tooling life
- Simple changeovers which minimizes downtime
- Provides for minimum handling loss and greater yield


**Dyna-Slide**

# Dyna-Slide Linear Part Feeder


## Large Part Feeder Features :




- Modular Platform- Sized to meet part requirements
- Feed rates 0 to 320 IPM ( 0 to 6096 MMP)
- Handles .375" to 4" Dia. or Width x .375" to 20" Length Parts
- (9.525mm to 63.5mm Dia. or Width x 9.525mm to 457.2mm L Parts)
- Easily integrated with hoppers, discharge conveyors, bulk dumpers
- Quiet < 65 dba
- Gentle handling, zero drop, non marking surfaces
- Integrated portable machine based as standard
- Run whole families of parts with minimum set-up time
- Simple, QUICK changeovers
- Endures wet, harsh environments
- Simple cleaning and replacement
- Available tooling for square and near square parts
- Automation devices available



Single Feeder Runs Multiple Parts w/ Multiple Quick Change Tools



Machine Loading Features



□ CDS LIPE \* 7650 Edgecomb Drive \* Liverpool, N.Y. 13088 \* 800-448-7822

**Dyna-Slide**<sup>®</sup>